


# Which network door controller is right for you?

Our network door controllers offer true openness, which means you're not dependent on proprietary hardware or software. Instead, you're free to mix and match best-of-breed hardware and software and to integrate our network door controllers seamlessly with other systems, including your own surveillance system. You can use our solutions for everything from basic to highly advanced access management.

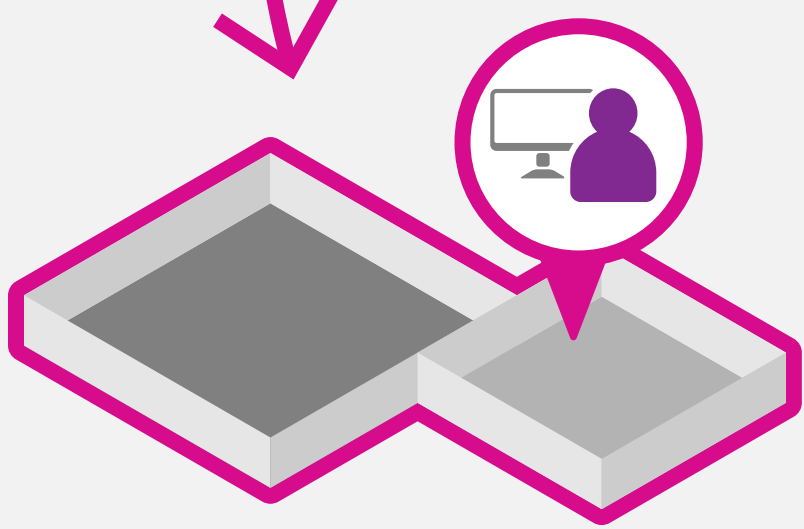


**AXIS A1001**

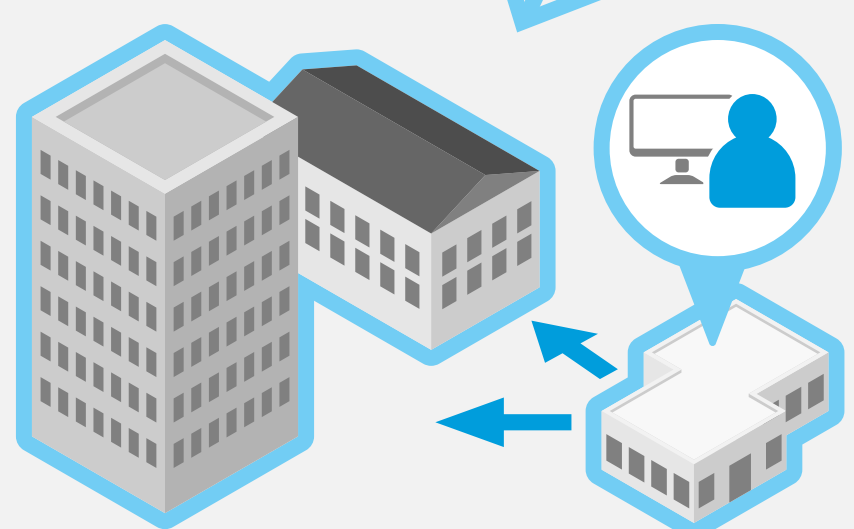


**AXIS A1601**

## Who's it for?

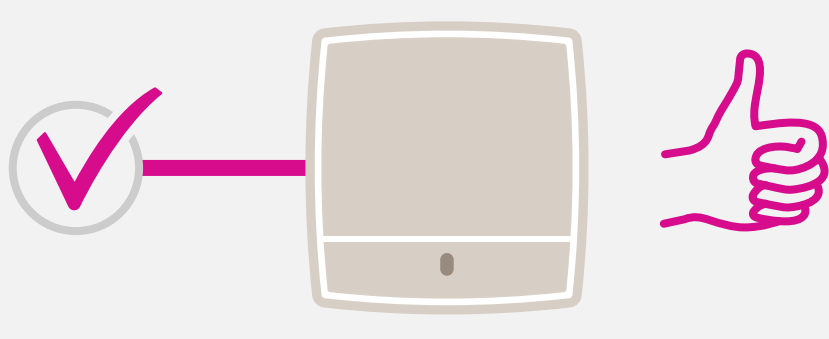


Users with small, single-site systems with local administration.

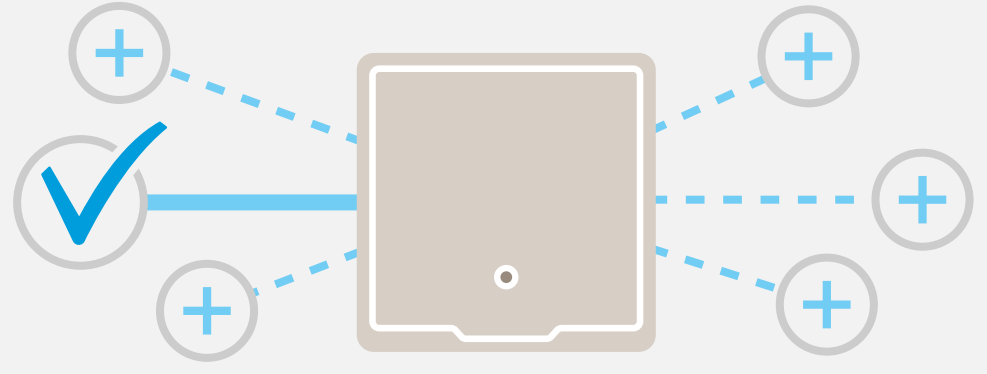


Users with large or multisite systems and central administration.

## Most important benefit



Ease of use.




Advanced functionality and maximum flexibility.

## Access control software



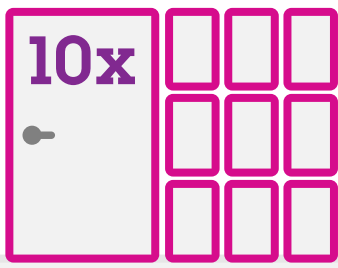
AXIS Entry Manager (embedded).



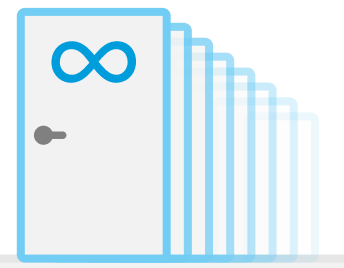
Third-party software from Axis partners.

## System size

Optimized for 10 doors



Unlimited number of doors



## Number of credentials

Up to **400**



Up to **70,000**



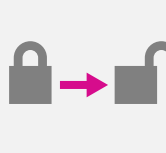
## Level of complexity supported



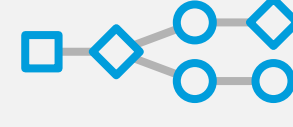
Standalone access control with no VMS.



Integrated access control with VMS.



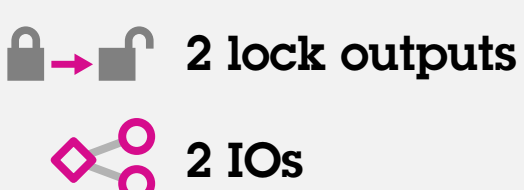
Basic use case.



Advanced use cases.

## Hardware

Suitable for **small** systems.



Suitable for **large or advanced** systems.



## Power

**PoE**

Power over ethernet.

Power over ethernet with higher capacity.

**PoE+**

Axis network door controller solutions are flexible, and future-proof and can easily grow with your needs. And, of course, AXIS A1001 and AXIS A1601 also complement each other perfectly in an installation.